

YAMAHA IGNITION MODELS

YAMAHA MODELS

<u>Model</u>	<u>Plug Configuration</u>	<u>Page No.</u>
TID14-51	4/6	3
TID14-50	4/6	4
TID14-48	4/6	4
TID14-39	4/6	4
TID14-37	4/6	4
TID14-30	4/6	5
TID14-21	4/6	4
TID14-20	4/6	4
TID14-19	4/6	4
TID14-10	4/8	4
TID14-06	4/6	6
TID12-10	4/6	7

Plug Configuration – This is the number of plugs that connect to Ignition Pack and The number of pins per plug e.g. 4/6 is a 4 pin plug and a 6 pin plug that go to the ignition unit

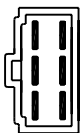
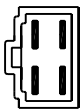
REVISION

DATE

DESCRIPTION

PLUG 1

PLUG 2

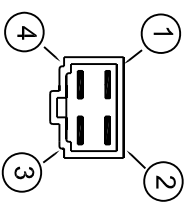


Yamaha ignition unit TID14-51

ERD CONFIGURATION to fit above unit

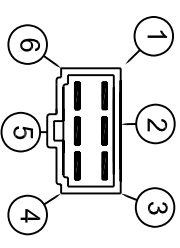
MALE PLUG 1

PIN 1	Not used	
PIN 2	TRIGGER COIL SOURCE (FOR COIL (2&3))	GREY
PIN 3	TRIGGER COIL SOURCE (FOR COIL 1&4)	ORANGE
PIN 4	TRIGGER COIL EARTH	BLACK



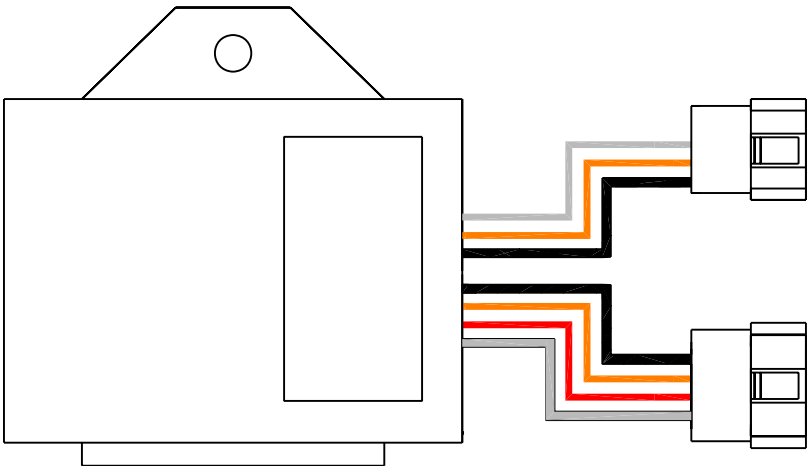
MALE PLUG 2

PIN 1	COIL (2&3))	GREY
PIN 2	Not Used	
PIN 3	EARTH	BLACK
PIN 4	BATTERY	RED
PIN 5	Not Used	
PIN 6	COIL (1&4)	ORANGE



Known Modeles were fitted

F J 1200



ERD

ELECTRONIC
RESEARCH &
DEVELOPMENT

PO BOX 34 089 BIRKENHEAD
AUCKLAND

TITLE

YAMAHA TDI 14-51 IGN UNIT
WIRING & PLUG CONFIGURATION

DATE 4/6/08

DRAWN BY
BH

SHEET 1 OF 1

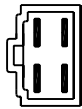
DRG NO. YAM

REVISION

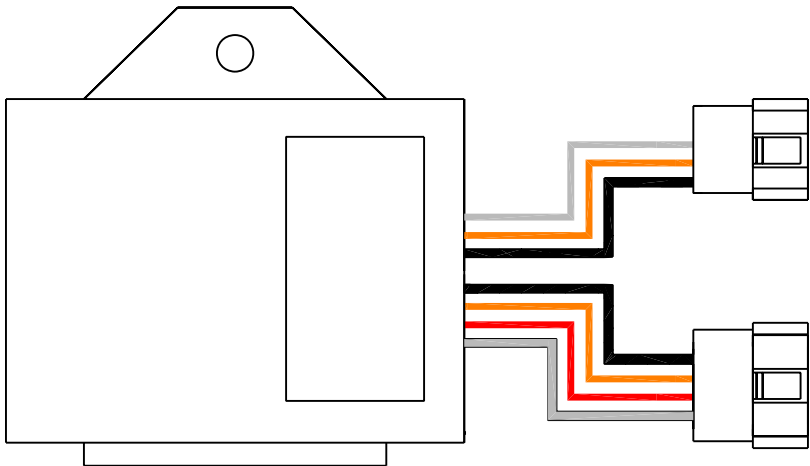
DATE

DESCRIPTION

PLUG 1



PLUG 2



Yamaha ignition unit

TDI14-37, TDI14-21, TDI14-20, TDI14-19

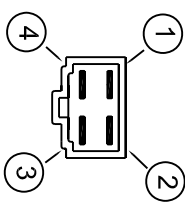
TDI14-39 TID14-48 TID 14-10 TDI-50

TDI14-31

ERD CONFIGURATION to fit above units


MALE PLUG 1

PIN 1	Not used	
PIN 2	TRIGGER COIL SOURCE (FOR COIL (2&3))	GREY
PIN 3	TRIGGER COIL SOURCE (FOR COIL 1&4)	ORANGE
PIN 4	TRIGGER COIL EARTH	BLACK



MALE PLUG 2

PIN 1	Not Used	
PIN 2	COIL (2&3))	GREY
PIN 3	EARTH	BLACK
PIN 4	BATTERY	RED
PIN 5	COIL (1&4)	ORANGE
PIN 6	Not Used	



Known Modeles were fitted

- F J 1100
- X J 900
- F Z 750
- X J 750
- F Z 600
- X J 600

ERD

**ELECTRONIC
RESEARCH &
DEVELOPMENT**

PO BOX 34 089 BIRKENHEAD
AUCKLAND

TITLE

YAMAHA TDI 14-50/48/39/37/21/20/19/10 IGN UNIT
WIRING & PLUG CONFIGURATION

DATE 4/6/08

SHEET 1 OF 1

DRAWN BY BH

DRG NO. YAM

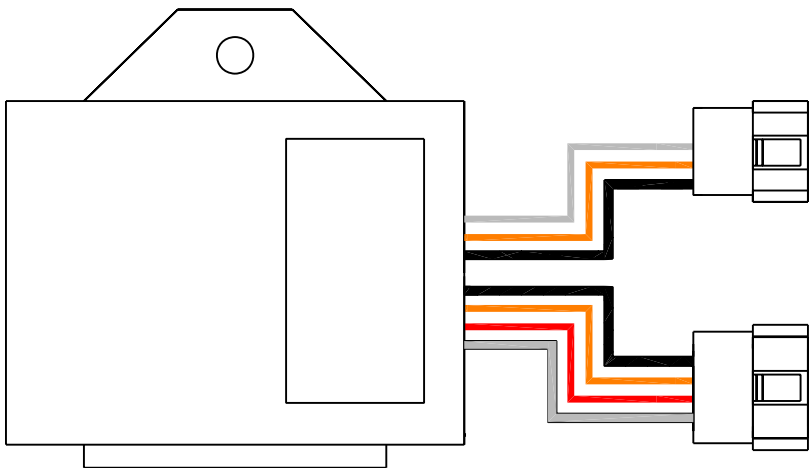
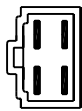
REVISION

DATE

DESCRIPTION

PLUG 1

PLUG 2

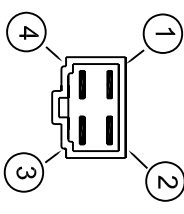


Yamaha ignition unit TID14-30

ERD CONFIGURATION to fit above unit


MALE PLUG 1

PIN 1	Not used	
PIN 2	TRIGGER COIL SOURCE (FOR COIL (2&3))	GREY
PIN 3	TRIGGER COIL SOURCE (FOR COIL 1&4)	ORANGE
PIN 4	TRIGGER COIL EARTH	BLACK



MALE PLUG 2

PIN 1	COIL (2&3))	GREY
PIN 2	Aux circuit not used on ERD pack	
PIN 3	EARTH	BLACK
PIN 4	BATTERY	RED
PIN 5	Aux circuit not used on ERD pack	
PIN 6	COIL (1&4)	ORANGE



Known Modeles were fitted

FJ 1100 (with vacuum advance, the ERD pack does not use the vacuum input. Hose needs to be plugged)

ERD

ELECTRONIC
RESEARCH &
DEVELOPMENT

PO BOX 34 089
AUCKLAND

BIRKENHEAD

TITLE

YAMAHA TDI 14-30 IGN UNIT
WIRING & PLUG CONFIGURATION

DATE 4/6/08

SHEET 1 OF 1

DRAWN BY
BH

DRG NO. YAM

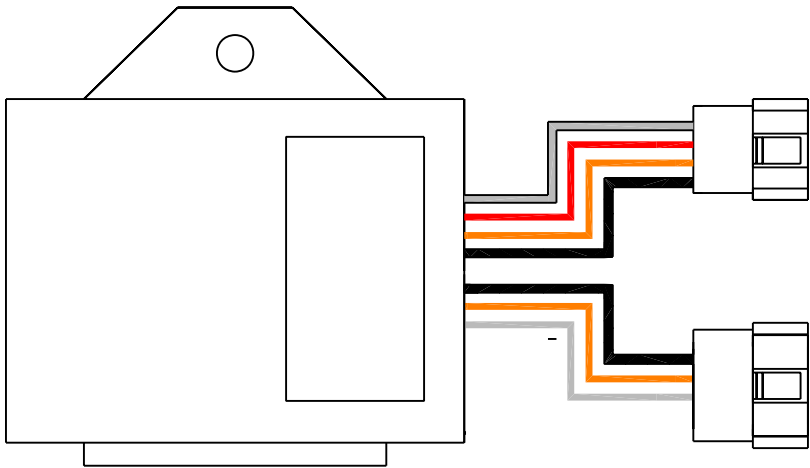
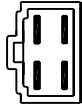
REVISION

DATE

DESCRIPTION

PLUG 1

PLUG 2

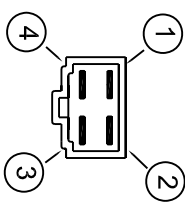


Yamaha ignition unit TID14-06

ERD CONFIGURATION to fit above unit


MALE PLUG 1

PIN 1	COIL (1&4)	ORANGE
PIN 2	EARTH	BLACK
PIN 3	BATTERY	RED
PIN 4	COIL (2&3))	GREY



MALE PLUG 2

PIN 1	Not Used	
PIN 2	TRIGGER COIL SOURCE (FOR COIL (2&3))	GREY
PIN 3	Not Used	
PIN 4	Not Used	
PIN 5	TRIGGER COIL SOURCE (FOR COIL 1&4)	ORANGE
PIN 6	TRIGGER COIL EARTH	BLACK



Known Modeles were fitted

X J 750

ERD

ELECTRONIC
RESEARCH &
DEVELOPMENT

PO BOX 34 089 BIRKENHEAD
AUCKLAND

TITLE

YAMAHA TDI 12-10 IGN UNIT
WIRING & PLUG CONFIGURATION

DATE 4/6/08

SHEET 1 OF 1

DRAWN BY
BH

DRG NO. YAM

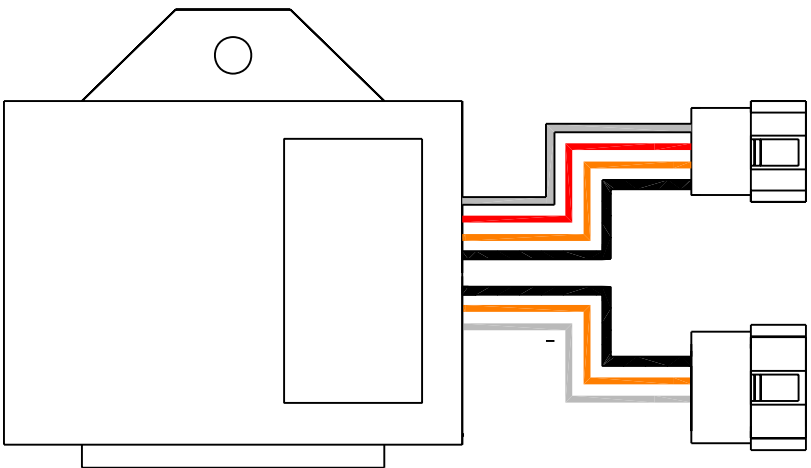
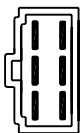
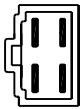
REVISION

DATE

DESCRIPTION

PLUG 1

PLUG 2

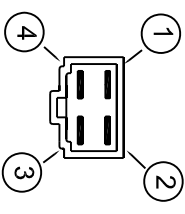


Yamaha ignition unit TID12-10

ERD CONFIGURATION to fit above unit

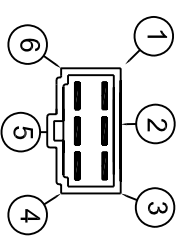
MALE PLUG 1

PIN 1	COIL (2&3)	GREY
PIN 2	EARTH	BLACK
PIN 3	BATTERY	RED
PIN 4	COIL (1&4)	ORANGE



MALE PLUG 2

PIN 1	Not Used	
PIN 2	TRIGGER COIL SOURCE (FOR COIL (2&3)	GREY
PIN 3	Not Used	
PIN 4	Not Used	
PIN 5	TRIGGER COIL SOURCE (FOR COIL 1&4)	ORANGE
PIN 6	TRIGGER COIL EARTH	BLACK



Known Modeles were fitted

XS 250

ERD

ELECTRONIC
RESEARCH &
DEVELOPMENT

PO BOX 34 089 BIRKENHEAD
AUCKLAND

TITLE

YAMAHA TDI 12-10 IGN UNIT
WIRING & PLUG CONFIGURATION

DATE 4/6/08

DRAWN BY
BH

SHEET 1 OF 1

DRG NO. YAM