



# SUZUKI

## Ignition unit plug wiring Diagrams

### Index

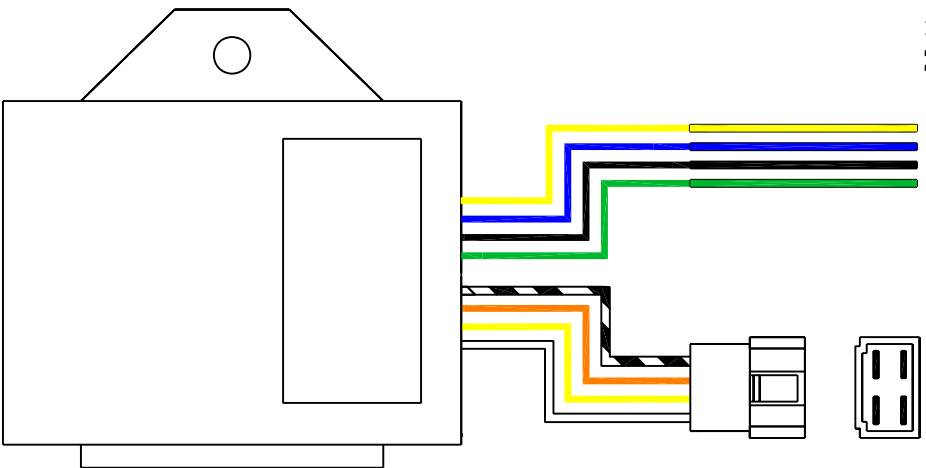
Page 2-----GSXR 750

Page 3-----GSX 750 (this drawing covers all of the GSX  
models including twins and fours)

Page 4-----GSX 400 & GSXR 400

PLUG 1                      PLUG 2

No plug - wires left free



## SUZUKI GSXR 750/1100

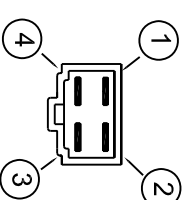
### ERD CONFIGURATION

**MALE PLUG 1** No Plug attached ,wires left free for customer to connect

PIN 1	TRIGGER COIL SOURCE (FOR COIL 1&4)	BLUE
PIN 2	TRIGGER COIL SOURCE (FOR COIL (2&3))	BLACK
PIN 3	TRIGGER COIL EARTH	YELLOW
PIN 4	TRIGGER COIL EARTH	GREEN

### MALE PLUG 2

PIN 1	COIL (2&3)	YELLOW
PIN 2	COIL (1&4))	WHITE
PIN 3	BATTERY	ORANGE
PIN 4	EARTH	BLACK & WHITE



# ERD

ELECTRONIC  
RESEARCH &  
DEVELOPMENT

PO BOX 34 089      BIRKENHEAD  
AUCKLAND

TITLE      SUZUKI GSX 4 CYL IGN UNIT  
WIRING & PLUG CONFIGURATION

DATE 20/11/06  
SHEET 1    OF 1

DRAWN BY      B H  
DRG NO. SUZ/1

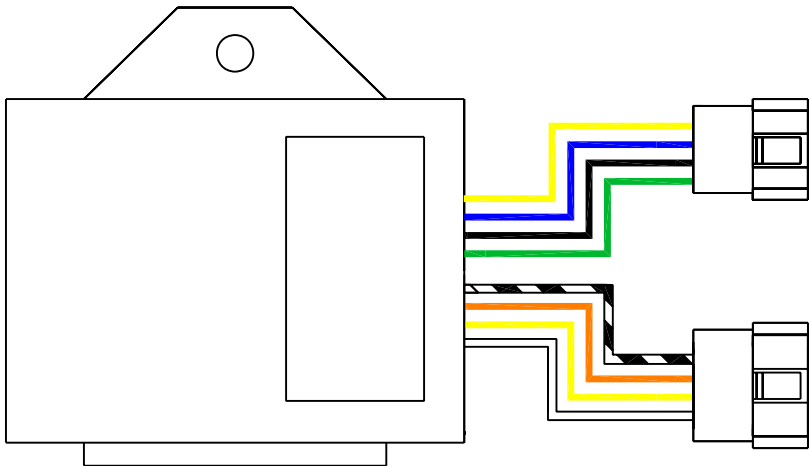
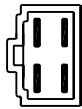
REVISION

DATE

DESCRIPTION

PLUG 1

PLUG 2

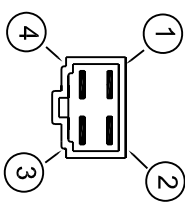


# SUZUKI GSX 750

## ERD CONFIGURATION


### MALE PLUG 1

PIN 1	TRIGGER COIL EARTH	YELLOW
PIN 2	TRIGGER COIL EARTH	BLACK
PIN 3	TRIGGER COIL SOURCE (FOR COIL (2&3))	GREEN
PIN 4	TRIGGER COIL SOURCE (FOR COIL 1&4)	BLUE



### MALE PLUG 2

PIN 1	EARTH	BLACK & WHITE
PIN 2	Not Used	
PIN 3	COIL (2&3)	YELLOW
PIN 4	COIL (1&4)	WHITE
PIN 5	Not Used	
PIN 6	BATTERY	ORANGE



# ERD

ELECTRONIC  
RESEARCH &  
DEVELOPMENT

PO BOX 34 089 BIRKENHEAD  
AUCKLAND

TITLE

SUZUKI GSX 750 4 CYL IGN UNIT  
WIRING & PLUG CONFIGURATION

DATE 20/11/06

DRAWN BY  
BH

SHEET 1 OF 1

DRG NO. SUZ/2

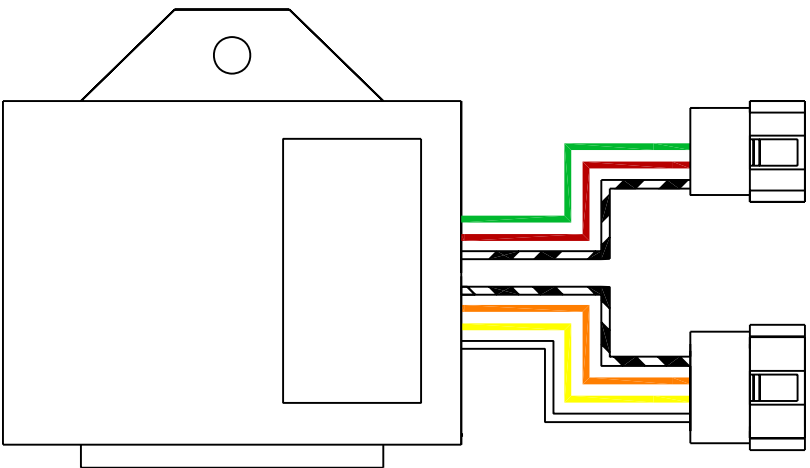
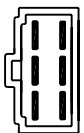
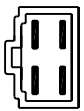
REVISION

DATE

DESCRIPTION

PLUG 1

PLUG 2

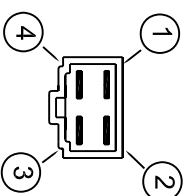


# SUZUKI GSX & GSSXR 400

## ERD CONFIGURATION

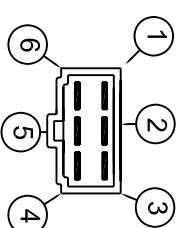
### MALE PLUG 1

PIN 1	Not used	
PIN 2	TRIGGER COIL EARTH	BLACK/WHITE
PIN 3	TRIGGER COIL SOURCE (FOR COIL (2&3))	BROWN
PIN 4	TRIGGER COIL SOURCE (FOR COIL 1&4)	GREEN



### MALE PLUG 2

PIN 1	EARTH	BLACK & WHITE
PIN 2	Not Used	
PIN 3	COIL (2&3)	YELLOW
PIN 4	COIL (1&4)	WHITE
PIN 5	Not Used	
PIN 6	BATTERY	ORANGE



# ERD

ELECTRONIC  
RESEARCH &  
DEVELOPMENT

PO BOX 34 089 BIRKENHEAD  
AUCKLAND

TITLE

SUZUKI GSXR 400 4 CYL IGN UNIT  
WIRING & PLUG CONFIGURATION

DATE 20/11/06

DRAWN BY  
BH

SHEET 1 OF 1

DRG NO. SUZ/3